



## 2019 Michigan Shelter Live Release Report

Source Information: Shelter Reports as filed with the Michigan Department Agriculture and Rural Development

County	 MICHIGAN PET FUND ALLIANCE	Shelter	2019 Live Release	2018 Live Release	Change	Total Intake	Adjusted Intake	Total adopted	Total Return To Owner	Total Transfer	Total Euth
Crawford		Au Sable Valley Animal Shelter	100%	100%	0%	272	272	182	84	2	0
Oakland		Animal Welfare Society of Southeastern Michigan	100%	100%	0%	583	583	583	0	0	0
Antrim		Antrim County Pet and Animal Watch	100%	100%	0%	507	507	340	134	2	0
Oakland		Berkley Public Safety	100%	NA	NA	30	30	0	28	2	0
Ottawa		City of Holland Police Department Shelter	100%	100%	0%	46	46	0	3	43	0
Oakland		City of Oak Park	100%	100%	0%	120	120	0	44	76	0
Macomb		City of Warren Animal Control	100%	100%	0%	790	779	120	235	435	0
Wayne		City of Wayne Animal Shelter	100%	100%	0%	141	141	0	41	100	0
Calhoun		Companion Cats Inc.	100%	100%	0%	235	235	218	0	0	0
Ingham		Constellation Cate Cafe	100%	NA	NA	127	127	102	25	0	0
Macomb		Eastpointe Police Animal Control Division	100%	NA	NA	37	37	0	14	23	0
Wayne		Friends for Animals of Metro Detroit	100%	100%	0%	2002	2002	1945	0	0	0
Leelanau		Great Lakes Humane Society	100%	99%	1%	86	86	83	0	1	0
Calhoun		Irwin Ave Animal Hospital	100%	100%	0%	65	65	0	25	40	0
Marquette		Ishpeming Township Animal Control	100%	100%	0%	52	52	0	32	45	0
Monroe		Northbound Hound	100%	100%	0%	147	147	136	0	0	0
Ontonagon		Ontonagon County Animal Protection	100%	97%	3%	78	78	70	10	1	0
Saginaw		Pet Angel Adoption & Rescue	100%	100%	0%	144	144	118	0	0	0
Oakland		Royal Oak Animal Shelter	100%	99%	1%	198	198	149	53	5	0
Wayne		Sumpter Township Animal Shelter	100%	NA	NA	55	55	0	19	36	0
Lenawee		Tecumseh Police Department Animal Shelter	100%	100%	0%	12	12	0	10	2	0
Benzie		Tina's Bed & Biscuit, Inc.	100%	NA	NA	4	4	3	0	0	0
Washtenaw		Tiny Lions Lounge and Adoption Center	100%	100%	0%	333	333	333	0	0	0
Wayne		Wyandotte Animal Adoption Center	100%	97%	3%	545	545	489	1	1	0
Genesee		Adopt-A-Pet, Inc.	100%	100%	0%	1433	1433	1396	10	1	2
Van Buren		Al-Van Humane Society Adoption Center	100%	98%	2%	587	587	579	0	45	1
Monroe		Humane Society of Monroe County	100%	99%	0%	372	372	365	0	6	1
Branch		Branch County Animal Shelter	100%	100%	0%	259	259	10	145	103	1
Kalamazoo		SPCA of Southwest Michigan	100%	99%	0%	1372	1372	1348	7	3	6
Wayne		Friends of Michigan Animals Rescue	99%	100%	-1%	334	334	334	18	5	2
Gladwin		Gladwin County Animal Control/Shelter	99%	99%	0%	1209	1074	905	91	52	6
Oakland		City of Madison Heights Animal Shelter	99%	99%	1%	173	173	75	84	13	1


## 2019 Michigan Shelter Live Release Report

Source Information: Shelter Reports as filed with the Michigan Department Agriculture and Rural Development

County	 Shelter	2019 Live Release	2018 Live Release	Change	Total Intake	Adjusted Intake	Total adopted	Total Return To Owner	Total Transfer	Total Euth
Oakland	Canine Companions Rescue Center	99%	NA	NA	157	157	150	0	1	1
Emmet	Little Traverse Bay Humane Society	99%	98%	2%	557	557	542	7	0	4
Macomb	I Heart Dogs Rescue and Animal Haven	99%	100%	-1%	557	557	505	36	0	4
Missaukee	Missaukee Humane Society	99%	99%	0%	684	684	595	48	3	5
Chippewa	Chippewa County Animal Shelter	99%	99%	0%	759	759	648	283	2	8
Lapeer	Lapeer County Animal Control	99%	95%	4%	8578	8576	424	140	14	5
Branch	Humane Society of Branch County	99%	96%	3%	445	445	405	4	42	4
Monroe	Friends of Companion Animals	99%	97%	2%	504	504	430	0	0	4
Alpena	Huron Humane Society Inc.	99%	97%	2%	551	551	486	46	2	5
Otsego	Otsego County Animal Control/Shelter	99%	99%	0%	732	732	440	269	16	7
Arenac	Arenac County Animal Control	99%	99%	0%	490	490	490	87	222	8
Livingston	Humane Society of Livingston County	99%	98%	1%	411	411	368	2	23	4
Oakland	New Beginnings Animal Rescue	99%	99%	0%	277	277	277	0	0	3
Houghton	Copper Country Humane Society	99%	98%	1%	715	715	649	66	11	8
Wayne	Grosse Ile Animal Shelter	99%	99%	0%	87	87	63	23	0	1
Kent	Focus on Ferals	99%	98%	0%	295	295	318	1	1	4
Sanilac	Sanilac County Humane Society	99%	100%	-1%	342	342	342	5	1	5
Mason	Mason County Animal Control	99%	99%	0%	465	295	356	127	0	7
Wayne	Downriver Central Animal Control	99%	98%	1%	619	619	0	156	438	9
Newaygo	McCloud's Lake Haven	98%	99%	-1%	430	430	381	0	1	6
Wexford	Wexford County Animal Shelter	98%	96%	2%	518	518	382	117	9	8
Wayne	Make A Differene Rescue, Inc.	98%	NA	NA	146	146	124	1	1	2
Marquette	Upper Peninsula Animal Welfare Shelter	98%	99%	-1%	1385	1385	1022	272	29	22
Lenawee	Lenawee Humane Society	98%	99%	0%	1169	1169	974	79	2	18
Saginaw	Amazing Grace Animal Rescue	98%	95%	3%	886	886	673	31	30	13
Oakland	Hazel Park Animal Control	98%	99%	-1%	171	171	77	76	15	3
Kent	Vicky's Pet Connection/The Critter Cottage	98%	96%	2%	357	357	333	0	0	6
Oakland	K-9 Stray Rescue League Inc.	98%	99%	-1%	534	534	499	0	0	9
Wayne	Brownstown Animal Shelter	98%	93%	5%	483	471	365	76	16	9
Manistee	Manistee County Animal Control	98%	98%	0%	158	158	0	77	75	3
Grand Traverse	Cherryland Humane Society	98%	98%	0%	545	545	482	3	20	10
Wayne	Flat Rock Animal Shelter	98%	99%	-1%	203	203	108	48	43	4


## 2019 Michigan Shelter Live Release Report

Source Information: Shelter Reports as filed with the Michigan Department Agriculture and Rural Development

County	 Shelter	2019 Live Release	2018 Live Release	Change	Total Intake	Adjusted Intake	Total adopted	Total Return To Owner	Total Transfer	Total Euth
Alger	Alger County Animal Shelter	98%	98%	0%	205	205	110	72	16	4
Clinton	Clinton County Animal Shelter	98%	98%	0%	519	501	1	124	366	10
Barry	Barry County Animal Shelter	98%	98%	0%	827	827	617	237	29	18
Allegan	Country Cat Lady	98%	NA	NA	45	45	45	3	0	1
Berrien	Humane Society of Southwestern Michigan	98%	99%	-1%	392	392	369	11	0	8
Ogemaw	Ogemaw County Humane Society	98%	96%	2%	230	230	230	5	0	5
Clare	Clare County Animal Shelter	98%	95%	3%	925	849	468	210	118	17
Kalkaska	Kalkaska Animal Control /Shelter	98%	97%	1%	506	506	375	129	6	11
Huron	Thumb Animal Shelter	98%	100%	-2%	207	196	142	42	1	4
Gogebic	Help Orphaned Pets Everywhere	98%	99%	-1%	370	370	167	195	1	8
Monroe	Monroe County Animal Control	98%	94%	4%	894	894	499	165	151	18
Roscommon	Roscommon County Animal Shelter	98%	97%	0%	512	512	297	137	9	10
Muskegon	H.S. & Animal Rescue of Muskegon County	98%	98%	0%	528	528	469	7	41	12
Tuscola	Tuscola County Animal Control	98%	96%	2%	462	458	213	135	80	10
Ottawa	Headin' Home Pet Rescue	98%	99%	-2%	100	100	124	0	0	3
Oakland	Catfe Lounge	98%	NA	NA	510	510	482	8	0	12
St. Clair	Blue Water Area Humane Society	98%	97%	1%	395	395	337	14	3	9
Washtenaw	Ann Arbor Cat Clinic	97%	97%	0%	117	117	112	2	0	3
Van Buren	Al-Van Humane Society Intake Center	97%	NA	NA	710	710	0	58	654	19
Sanilac	Sanilac County Animal Control	97%	98%	0%	261	261	26	63	165	7
Manistee	Manistee County Humane Society	97%	99%	-1%	329	329	311	3	0	9
Mecosta	Animal Rescue Coalition of Mecosta County	97%	98%	0%	473	473	334	138	8	14
Wayne	River Rouge Animal Shelter	97%	98%	-1%	522	522	105	94	301	15
Kent	Carol's Ferals	97%	98%	-1%	235	235	194	0	5	6
Wayne	Lincoln Park Animal Shelter	97%	NA	NA	190	190	49	132	11	6
Kent	Humane Society of West Michigan	97%	96%	1%	3666	3666	3403	31	6	115
Alpena	Alpena County Animal Control	97%	99%	-2%	219	214	55	143	9	7
Montmorency	Elk Country Animal Shelter	97%	97%	0%	307	307	178	93	22	10
Livingston	Livingston County Center for Animal Care	97%	NA	NA	553	553	474	4	76	19
Midland	Humane Society of Midland County	97%	98%	-1%	2356	2356	2014	252	0	78
Kalamazoo	Kalamazoo Animal Rescue	97%	98%	-1%	747	747	682	0	0	24
Charlevoix	Charlevoix County Humane Society	97%	95%	2%	425	425	264	109	22	14


## 2019 Michigan Shelter Live Release Report

Source Information: Shelter Reports as filed with the Michigan Department Agriculture and Rural Development

County	 Shelter	2019 Live Release	2018 Live Release	Change	Total Intake	Adjusted Intake	Total adopted	Total Return To Owner	Total Transfer	Total Euth
Mecosta	AuCaDo Rescue Mid Michigan	97%	99%	-2%	56	56	55	1	0	2
Macomb	Sterling Heights Police Department	97%	96%	1%	494	494	157	137	125	15
Gratiot	Dalis to the Rescue	97%	100%	-3%	249	249	249	0	0	9
Shiawassee	Shiawassee County Humane Society	96%	97%	-1%	435	435	393	22	0	16
Washtenaw	Humane Society of Huron Valley	96%	96%	0%	6026	6026	4674	703	334	221
Macomb	Detroit Animal Welfare Group (DAWG)	96%	99%	-3%	92	92	74	2	0	3
Oakland	Bloomfield Twp Animal Welfare	96%	NA	NA	155	155	80	70	1	6
Calhoun	Humane Society of South Central Michigan	96%	92%	4%	205	205	195	1	0	8
Wayne	Taylor Animal Shelter	96%	97%	-1%	880	847	575	233	0	35
Schoolcraft	Eva Burrell Animal Shelter	96%	97%	-1%	188	183	84	25	6	5
Wayne	Detroit Dog Rescue	96%	96%	0%	294	294	243	1	7	11
Bay	Bay County Animal Services & Adoption Center	96%	89%	7%	1292	1077	477	250	246	43
Muskegon	Faithful to Felines (West Mich. SPCA)	96%	94%	2%	599	599	594	5	0	27
Oakland	Gasow Veterinary Hospital	96%	96%	0%	5	5	5	51	10	3
Macomb	Humane Society of Macomb Animal Shelter	95%	95%	0%	989	989	826	103	0	44
Benzie	Benzie County Animal Control	95%	95%	0%	339	339	202	94	16	15
Wayne	Grosse Pointe Animal Adoption Society	95%	94%	1%	366	366	316	95	4	20
Iron	Northwoods Animal Shelter	95%	98%	-3%	407	407	241	71	22	17
Wayne	Shelter to Home Pet Adoption Center	95%	99%	-4%	264	264	251	0	0	13
Menominee	Menominee Animal Shelter	95%	93%	2%	918	918	600	245	8	45
Jackson	Cascades Humane Society	95%	99%	-4%	1202	1202	1118	46	17	63
Hillsdale	Greater Hillsdale Humane Society	95%	97%	-2%	190	190	269	0	82	19
Macomb	Serenity Animal Hospital, P.C.	94%	96%	-2%	242	242	218	0	0	13
Cheboygan	Cheboygan County Humane Society	94%	88%	7%	892	663	429	137	0	35
Clinton	Capital Area Humane Society	94%	96%	-2%	4447	4292	3814	72	60	249
Kalamazoo	Kzoo Cat Rescue	94%	95%	-1%	361	361	231	0	2	15
Ottawa	Harbor Humane Society	94%	92%	1%	3692	3692	2854	298	136	228
Montcalm	Peke A Tzu Rescue	93%	93%	0%	43	43	43	0	0	3
Oceana	Oceana County Animal Shelter	93%	95%	-2%	405	386	240	100	16	25
Ionia	Mackenzie's Animal Sanctuary	93%	97%	-3%	101	101	111	0	0	8
Dickinson	Almost Home Animal Shelter-Dickinson County	93%	94%	-1%	977	977	686	173	0	63
Lapeer	Pardise Animal Rescue	93%	97%	-4%	334	334	301	1	8	23


## 2019 Michigan Shelter Live Release Report

Source Information: Shelter Reports as filed with the Michigan Department Agriculture and Rural Development

County	 Shelter	2019 Live Release	2018 Live Release	Change	Total Intake	Adjusted Intake	Total adopted	Total Return To Owner	Total Transfer	Total Euth
Allegan	Allegan County Animal Shelter	93%	88%	6%	934	920	590	216	15	62
Lake	Lake County Animal Control	93%	57%	62%	331	331	139	96	50	22
Gratiot	Gratiot County Animal Shelter	93%	87%	6%	530	530	334	114	22	37
St. Joseph	St. Joseph County Animal Control	93%	95%	-3%	710	710	329	247	58	50
Mackinac	Mackinac County Animal Shelter	93%	91%	2%	139	135	62	51	0	9
Lenawee	Addison Veterinary Clinic, PC	92%	88%	5%	91	91	8	33	43	7
Wayne	Dearborn Animal Shelter	92%	92%	0%	2589	2589	0	217	2121	198
Livingston	Livingston County Animal Shelter	92%	91%	1%	979	939	646	190	12	73
Newaygo	Bellwether Harbor	92%	95%	-4%	74	74	77	7	4	8
Oakland	Michigan Humane Society (Rochester)	91%	95%	-4%	2808	2808	1908	39	451	223
Antrim	Help From My Friends, Inc.	91%	NA	NA	32	32	32	0	0	3
St. Clair	St. Clair County Animal Control	91%	96%	-4%	835	835	480	213	73	72
Genesee	Genesee County Animal Control	91%	92%	-1%	3074	2758	1680	476	337	236
Eaton	Eaton County Animal Control	91%	91%	0%	491	428	36	166	184	38
Iosco	Iosco County Animal Shelter	91%	86%	6%	701	648	556	70	81	70
Washtenaw	Happy Hearts Feline Rescue	91%	98%	-7%	51	51	47	3	0	5
Antrim	Antrim County Animal Shelter	91%	94%	-4%	400	400	197	158	0	37
Isabella	Isabella County Animal Control	90%	99%	-9%	857	853	402	215	150	86
Monroe	Monroe Society for the Prevention of Cruelty of Animals	90%	94%	-5%	158	158	77	0	20	11
Wayne	MHS - Berman Center for Animal Care	90%	84%	6%	5268	5268	3123	504	887	512
Macomb	Macomb County Animal Control	90%	89%	1%	2683	2416	1411	508	219	245
Ionia	Ionia County Animal Shelter	90%	88%	1%	1413	1413	897	235	121	146
Emmet	Emmet County Stray Center	89%	97%	-8%	205	205	21	107	55	22
Ottawa	BestPals Animal Rescue Center	89%	94%	-5%	68	68	57	0	1	7
Genesee	Humane Society of Genesee County	89%	88%	1%	1718	1718	1391	76	0	183
Wayne	Woodhaven & Trenton Animal Shelter	88%	93%	-5%	343	343	214	92	8	42
Oakland	Michigan Animal Rescue League	87%	82%	6%	1076	1076	858	26	5	129
Alcona	Alcona Humane Society	87%	56%	57%	236	236	162	42	2	30
Jackson	Jackson County Animal Shelter	87%	95%	-8%	2229	2060	1178	409	12	233
Osceola	Osceola County Animal Control	87%	83%	5%	662	644	441	93	8	80
Van Buren	Van Buren County Animal Control	87%	86%	2%	813	788	122	134	281	80
Kent	Crash's Landing (INCLS BIG SIDS)	87%	86%	1%	108	108	86	0	0	13

## 2019 Michigan Shelter Live Release Report

Source Information: Shelter Reports as filed with the Michigan Department Agriculture and Rural Development

County	 Shelter	2019 Live Release	2018 Live Release	Change	Total Intake	Adjusted Intake	Total adopted	Total Return To Owner	Total Transfer	Total Euth
Muskegon	Pound Buddies/Muskegon County Animal Control	87%	85%	2%	1451	1451	604	468	176	192
Calhoun	Calhoun County Animal Center, Inc.	86%	97%	-12%	2029	2029	960	508	235	282
Cass	Cass County Animal Control	86%	58%	48%	1223	1081	274	202	458	155
Oakland	Oakland County Animal Control & Pet Adoption Center	85%	83%	3%	3941	3638	2086	767	144	518
Kent	Kent County Animal Shelter	85%	79%	8%	4648	4243	1491	702	1412	630
Ingham	Ingham County Animal Control & Shelter	83%	82%	2%	2892	2868	1743	463	183	487
Newaygo	Newaygo County Animal Shelter	83%	80%	3%	497	404	176	127	26	69
Saginaw	Saginaw County Animal Care Center	81%	77%	4%	1569	1336	478	276	102	202
Wayne	Detroit Area Care and Control	79%	69%	14%	4891	4822	1286	625	1731	975
Wayne	Michigan Anti-Cruelty Society	77%	88%	-13%	1485	1485	508	46	438	290
Wayne	MHS - Detroit Center for Animal Care	77%	80%	-3%	4760	4760	2424	143	941	1046
Wayne	Grosse Pointe Animal Clinic	74%	66%	13%	90	90	23	42	2	23
Kalamazoo	Kalamazoo County Animal Services & Enforcement	71%	75%	-5%	2572	2028	612	441	392	583
Muskegon	Golden Years Alaskan Malamute Rescue, Inc	67%	88%	-24%	2	2	2	0	0	1
Wayne	City of Romulus Animal Shelter	64%	73%	-12%	959	908	317	216	43	324
Berrien	Berrien County Animal Control	61%	58%	6%	2606	2484	824	509	107	908
Kent	The Kitty Koop	40%	85%	-53%	14	14	2	0	0	3
Muskegon	Cat Tales Rescue	NA	NA	NA	74	74	NA	NA	NA	NA
Oakland	Bark Nation	NA	98%	NA	NA	NA	NA	NA	NA	NA
Delta	Delta Animal Shelter	NA	100%	NA	NA	NA	NA	NA	NA	NA
Oakland	Greenfield Animal Hospital	NA	100%	NA	NA	NA	NA	NA	NA	NA
Kent	Happy Cat Café (foster for Carol's Ferals)	NA	NA	NA	NA	NA	NA	NA	NA	NA
Muskegon	Noah Project	NA	96%	NA	NA	NA	NA	NA	NA	NA
<b>TOTALS</b>		<b>91%</b>	<b>90%</b>		<b>150,743</b>	<b>146,684</b>	<b>87,913</b>	<b>19,017</b>	<b>16,869</b>	<b>11,694</b>
<b>2018 TOTALS</b>					<b>143,257</b>	<b>137,933</b>	<b>88,377</b>	<b>18,862</b>	<b>13,761</b>	<b>13,096</b>
<p><b>Adjusted Intake</b> = Intake minus Owner Request Destroy where ORD numbers are included in intake.  <b>Live Release Rate</b> = (Adopted + Return to Owner + Transferred) / (Adopted + Return to Owner + Transferred + Euthanized)</p>										