



2017 Michigan Shelters by Save and Live Release Rate

Source Information: Shelter Reports as filed with the Michigan Department Agriculture and Rural Development

County	Shelter			2017 Save	2017 Live	% Change	2016 Live	Adopted	Return to Owner	Intake	Adjusted Intake	Transferred	Euthanized
				Rate	Release Rate		Release Rate						
Open/Managed Admission¹													
Antrim	Antrim County Pet and Animal Watch	100%	100%	0.59%	99%	240	0	328	328	0	0		
Ottawa	Bestpals Animal Rescue Center	100%	100%	2.22%	98%	64	1	67	67	0	0		
Oakland	City of Oak Park Pound	54%	100%	NA	NA	0	55	101	101	46	0		
Macomb	City of Warren Animal Control	60%	100%	0.55%	99%	697	88	697	697	522	0		
Wayne	City of Wayne Animal Shelter	21%	100%	0.00%	100%	0	34	163	163	129	0		
Marquette	Ishpeming Township Animal Control	77%	100%	NA	NA	0	20	26	26	6	0		
Delta	Delta Animal Shelter	99%	100%	1.63%	98%	817	300	1220	1220	4	3		
Missaukee	Missaukee Humane Society	99%	99%	-0.54%	100%	319	48	450	450	1	3		
Wayne	Downriver Central Animal Control*	25%	99%	1.22%	98%	0	195	822	822	574	7		
Hillsdale	Greater Hillsdale Humane Society	75%	99%	-0.42%	99%	311	5	433	433	99	4		
Oakland	City of Madison Heights Animal Shelter	68%	99%	-0.18%	99%	135	114	368	368	113	4		
Chippewa	Chippewa County Animal Shelter	98%	99%	-0.43%	99%	650	138	804	804	4	9		
Benzie	Benzie County Animal Control	97%	99%	0.78%	98%	309	118	438	438	6	5		
Wayne	Brownstown Township Animal Shelter	99%	99%	8.29%	91%	327	106	502	493	0	5		
Otsego	Otsego County Animal Shelter	98%	99%	0.37%	98%	512	299	838	838	4	10		
Marquette	Upper Peninsula Animal Welfare Shelter	98%	99%	-0.50%	99%	1057	233	1329	1329	11	16		
Macomb	Sterling Heights Police Department	94%	99%	0.60%	98%	177	110	305	305	14	4		
Gogebic	Help Orphaned Pets Everywhere	97%	99%	0.97%	98%	246	164	418	418	6	6		
Mason	Mason County Animal Shelter	99%	99%	-0.06%	99%	294	113	572	414	0	6		
Arenac	Arenac County Animal Control	60%	99%	13.11%	85%	228	59	480	480	185	7		
Alger	Alger County Animal Shelter	98%	98%	6.90%	92%	114	77	201	201	1	3		
Roscommon	Roscommon County Animal Shelter	97%	98%	-1.62%	100%	226	196	322	322	4	7		
Midland	Humane Society of Midland County	98%	98%	1.05%	97%	1739	299	2047	2047	0	36		
Washtenaw	Ann Arbor Cat Clinic	98%	98%	0.02%	98%	107	3	118	118	0	2		
Wexford	Wexford County Animal Shelter	98%	98%	2.71%	96%	361	132	515	515	2	9		
Van Buren	Al-Van Humane Society	97%	98%	0.03%	98%	509	40	635	635	7	11		
Houghton	Copper Country Humane Society	97%	98%	-0.61%	99%	505	96	650	650	5	12		
Berrien	Humane Society of Southwestern MI	96%	98%	1.40%	96%	340	8	359	359	6	8		
Wayne	Taylor Animal Shelter	98%	98%	1.41%	96%	1355	321	1355	1291	0	40		


2017 Michigan Shelters by Save and Live Release Rate

Source Information: Shelter Reports as filed with the Michigan Department Agriculture and Rural Development

County	Shelter			% Change	2016 Live Release Rate	Adopted	Return to Owner	Intake	Adjusted Intake	Transferred	Euthanized
		2017 Save Rate	2017 Live Release Rate								
Grand Traverse	Cherryland Humane Society	95%	98%	-2.20%	100%	429	7	480	480	12	11
Tuscola	Tuscola County Animal Control Shelter	40%	97%	-0.89%	98%	52	57	299	278	156	7
Oakland	Hazel Park Dog Pound	95%	97%	-1.49%	99%	87	88	185	185	5	5
Gladwin	Gladwin County Animal Control	92%	97%	5.20%	92%	481	48	676	584	25	18
Ontonagon	Ontonagon County Animal Protection	97%	97%	-2.41%	99%	66	26	104	104	0	3
Mecosta	Animal Rescue Coalition of Mecosta Co.	96%	97%	-1.48%	98%	279	116	414	414	3	14
Calhoun	Calhoun County Animal Center, Inc.	74%	97%	2.44%	94%	934	434	1903	1850	421	63
Monroe	Monroe County Animal Control Shelter	69%	96%	-0.66%	97%	297	235	849	849	211	27
Washtenaw	Humane Society of Huron Valley	96%	96%	1.23%	95%	4900	671	5801	5801	4	207
Clare	Clare County Animal Shelter	91%	95%	-1.41%	97%	511	158	837	754	31	34
Clinton	Capital Area Humane Society	94%	95%	-0.27%	95%	3617	50	4114	3959	42	186
Iron	Northwoods Animal Shelter	76%	95%	11.50%	84%	244	85	434	434	81	21
St. Joseph	St. Joseph County Animal Control	86%	95%	-1.23%	96%	433	201	734	734	64	36
Alpena	Alpena County Animal Control	52%	95%	NA	NA	86	10	183	183	78	9
Barry	Barry County Animal Shelter	90%	95%	-1.31%	96%	567	271	595	595	51	47
Eaton	Eaton County Animal Control	65%	95%	0.33%	94%	57	192	433	388	115	20
Sanilac	Sanilac County Animal Control	40%	95%	3.46%	91%	14	37	152	130	71	7
Schoolcraft	Eva Burrell Animal Shelter	83%	94%	5.01%	89%	129	31	194	192	21	12
Emmet	Emmet County Stray Center	68%	94%	2.61%	91%	46	105	221	221	56	14
Oceana	Oceana County Animal Shelter	90%	94%	-0.44%	94%	249	75	379	367	15	23
Manistee	Manistee County Animal Shelter	45%	94%	-3.73%	97%	0	42	95	95	46	6
Ionia	Ionia County Animal Shelter	90%	93%	NA	NA	488	248	831	815	26	53
Oakland	Michigan Humane Society-Rochester	73%	93%	1.64%	92%	2288	38	3537	3537	651	210
Kent	Humane Society of West Michigan	92%	93%	-3.59%	97%	3849	33	4663	4251	31	293
Allegan	Allegan County Animal Shelter	92%	93%	-7.49%	100%	531	182	875	875	3	58
Muskegon	Pound Buddies/Muskegon Co AC	76%	91%	1.79%	89%	761	362	1523	1523	224	132
Kalkaska	Kalkaska Animal Control Shelter	91%	91%	-5.60%	97%	164	98	302	296	0	26
Isabella	Isabella County Animal Control	67%	91%	0.10%	91%	489	206	1088	1044	254	95
Cheboygan	Cheboygan County Humane Society	89%	91%	-0.46%	91%	490	126	1102	748	12	63
Van Buren	Van Buren County Animal Control	46%	90%	5.65%	85%	150	238	892	863	382	82


2017 Michigan Shelters by Save and Live Release Rate

Source Information: Shelter Reports as filed with the Michigan Department Agriculture and Rural Development

County	Shelter	MICHIGAN PET FUND ALLIANCE		2017 Save Rate	2017 Live Release Rate	% Change	2016 Live Release Rate	Adopted	Return to Owner	Intake	Adjusted Intake	Transferred	Euthanized
													
Wayne	Dearborn Animal Shelter			86%	90%	0.02%	90%	1945	217	2534	2534	95	252
Saginaw	Saginaw County Animal Care Center			79%	90%	8.39%	81%	551	246	1601	1195	104	104
Wayne	Michigan Humane Society-Berman Center			62%	89%	1.46%	88%	3135	517	5426	5426	1620	624
Genesee	Genesee County Animal Control			81%	89%	3.73%	86%	1540	438	2783	2489	205	262
Livingston	Livingston County Animal Control			88%	89%	0.53%	89%	711	149	1017	972	15	107
Ottawa	Harbor Humane Society			80%	89%	2.79%	86%	2108	257	3051	2974	256	339
Osceola	Osceola County Animal Control			86%	86%	-5.25%	91%	427	116	674	649	2	89
Ingham	Ingham County Animal Control			82%	86%	5.39%	80%	1599	408	2551	2507	94	352
Bay	Bay County Animal Control			72%	85%	19.54%	66%	759	272	1741	1741	186	209
St. Clair	St. Clair County Sheriff's Animal Control			62%	84%	20.58%	64%	387	300	1093	1093	241	172
Oakland	Michigan Animal Rescue League			82%	83%	-1.57%	85%	828	30	1085	1085	12	172
Antrim	Antrim County Animal Control			83%	83%	NA	NA	448	122	696	696	0	114
Lapeer	Lapeer County Animal Control			80%	83%	-8.45%	92%	534	187	882	882	30	152
Jackson	Jackson County Animal Shelter			66%	83%	4.20%	79%	932	365	2322	2005	323	338
Oakland	Oakland County AC & Pet Adoption Center			80%	82%	-4.64%	87%	1804	698	3511	3147	67	555
Macomb	Macomb County Animal Control			79%	79%	-6.95%	86%	1436	653	2600	2600	9	542
Newaygo	Newaygo County Animal Shelter			44%	79%	-0.21%	80%	134	97	593	525	186	108
Gratiot	Gratiot County Animal Control			73%	78%	-10.27%	89%	356	134	817	638	33	144
Wayne	Michigan Humane Society-Detroit			58%	73%	0.49%	72%	2820	107	5226	5226	728	1385
Kalamazoo	Kalamazoo County Animal Services			48%	72%	2.16%	69%	528	487	2136	2136	515	606
Iosco	Iosco County Animal Shelter			62%	71%	13.22%	58%	379	81	638	638	69	212
Lake	Lake County Animal Control			65%	69%	20.82%	49%	87	81	272	272	12	79
Wayne	Detroit Animal Care & Control			35%	67%	6.23%	60%	838	534	4110	4000	1236	1307
Wayne	Michigan Anti-Cruelty Society			47%	66%	45.68%	20%	697	61	1672	1672	316	550
Wayne	City of Romulus Animal Shelter			48%	62%	2.13%	60%	175	164	758	712	101	272
Kent	Kent County Animal Shelter			43%	61%	7.89%	53%	921	678	3639	3639	682	1437
Berrien	Berrien County Animal Control			58%	58%	3.48%	54%	890	476	2770	2390	0	1009
Cass	Cass County Animal Control			37%	46%	2.25%	43%	318	163	1455	1312	113	705
Muskegon	Pearsons Howling Timbers			0%	0%	NA	NA	0	0	7	7	0	6
Oakland	Bloomfield Twp Animal Shelter					NA	97%						

2017 Michigan Shelters by Save and Live Release Rate

Source Information: Shelter Reports as filed with the Michigan Department Agriculture and Rural Development

County	Shelter			2017 Save	2017 Live	% Change	2016 Live	Adopted	Return to	Intake	Adjusted	Transferred	Euthanized
				Rate	Release	Rate	Release	Rate	Rate	Owner		Intake	Intake
Clinton	Clinton County Animal Shelter					NA	96%						
Wayne	Detroit Animal Control					NA	60%						
Wayne	Grosse Ile Animal Shelter					NA	98%						
Montcalm	Montcalm County Animal Control Shelter					NA	80%						
Wayne	River Rouge Animal Shelter					NA	97%						
Limited Admission²													
Crawford	Au Sable Valley Animal Shelter	100%	100%	0.87%	99%	147	74	216	216	0	0		
Branch	Branch County Animal Shelter/AC	47%	100%	0.44%	100%	14	96	234	234	124	0		
Calhoun	Companion Cats Inc.	100%	100%	0.00%	100%	195	0	150	150	0	0		
Wayne	Flat Rock Animal Shelter	98%	100%	0.52%	99%	129	49	181	181	3	0		
Wayne	Friends of Michigan Animals Rescue	100%	100%	2.06%	98%	408	8	408	408	0	0		
Muskegon	Golden Years Alaskan Malamute Rescue	100%	100%	0.00%	100%	6	0	6	6	0	0		
Oakland	Greenfield Animal Hospital	60%	100%	0.00%	100%	0	6	10	10	4	0		
Calhoun	Irwin Ave Animal Hospital	41%	100%	0.00%	100%	0	29	70	70	41	0		
Ionia	Mackenzie's Animal Sanctuary	100%	100%	5.38%	95%	69	0	77	77	0	0		
Saginaw	Pet Angel Adoption & Rescue Inc.	100%	100%	0.00%	100%	124	0	115	115	0	0		
Sanilac	Sanilac County Humane Society	100%	100%	0.00%	100%	294	10	301	301	0	0		
Wayne	Wyandotte Animal Adoption Center	98%	100%	0.81%	99%	662	0	716	716	13	0		
Genesee	Adopt-A-Pet, Inc.	100%	100%	0.68%	99%	1046	0	1067	1067	0	1		
Monroe	Humane Society of Monroe County	100%	100%	0.20%	100%	447	0	447	447	1	1		
Muskegon	H. S. & Animal Rescue of Muskegon Co	93%	100%	2.24%	98%	374	1	453	453	27	1		
Oakland	K-9 Stray Rescue League Inc.	99%	100%	0.23%	99%	657	0	616	616	2	2		
Huron	Thumb Animal Shelter	100%	100%	0.71%	99%	162	94	271	266	0	1		
Oakland	Almost Home Animal Rescue League	100%	100%	15.25%	84%	427	75	459	459	0	2		
Montmorency	Elk Country Animal Shelter	95%	99%	2.49%	97%	212	78	300	300	12	2		
Eaton	Eaton County Humane Society	96%	99%	3.50%	96%	246	2	246	246	9	2		
Livingston	Humane Society of Livingston County	92%	99%	0.05%	99%	526	34	613	613	45	5		
Newaygo	McCloud's Lake Haven	99%	99%	0.28%	99%	539	0	569	569	0	5		
Emmet	Little Traverse Bay Humane Society	99%	99%	0.11%	99%	981	13	1058	1058	0	10		
Macomb	Serenity Animal Hospital, P.C.	93%	99%	0.38%	99%	366	0	366	366	25	4		


2017 Michigan Shelters by Save and Live Release Rate

Source Information: Shelter Reports as filed with the Michigan Department Agriculture and Rural Development

County	Shelter	MICHIGAN PET FUND ALLIANCE		% Change	2016 Live Release Rate	Adopted	Return to Owner	Intake	Adjusted Intake	Transferred	Euthanized
		2017 Save Rate	2017 Live Release Rate								
Kalamazoo	SPCA of Southwest Michigan	99%	99%	-0.27%	99%	1322	1	1320	1320	4	14
Lenawee	Lenawee Humane Society	99%	99%	0.60%	98%	806	61	922	922	2	10
Mecosta	AuCaDo Rescue Mid Michigan	99%	99%	-1.23%	100%	80	0	104	104	0	1
Kent	Vicky's Pet Connection/Critter Cottage	99%	99%	0.61%	98%	303	0	395	395	0	4
Ogemaw	Ogemaw County Humane Society	77%	98%	0.75%	98%	228	23	324	324	68	5
Kent	Focus on Ferals	97%	98%	-0.32%	99%	292	3	305	305	3	5
Branch	Humane Society of Branch County	94%	98%	0.27%	98%	338	3	293	293	15	6
Oakland	New Beginnings Animal Rescue	98%	98%	-0.42%	99%	165	0	170	170	0	3
Jackson	Cascades Humane Society, Inc.	98%	98%	0.03%	98%	1136	22	1136	1136	2	25
Kent	Carol's Ferals	98%	98%	-1.22%	99%	255	622	897	897	0	20
Antrim	Help From My Friends Inc	98%	98%	NA	NA	43	0	34	34	0	1
Macomb	Humane Society of Macomb	97%	98%	-0.47%	98%	688	91	862	862	2	19
Monroe	Friends of Companion Animals	98%	98%	6.03%	92%	243	3	287	287	0	6
Washtenaw	Happy Hearts Feline	97%	97%	1.09%	96%	63	5	52	52	0	2
Wayne	Shelter to Home Pet Adoption Center	96%	97%	1.36%	95%	179	0	188	188	2	6
Charlevoix	Charlevoix Area Humane Society, Inc.	91%	96%	-0.32%	96%	98	117	245	245	11	10
Newaygo	Bellwether Harbor	88%	96%	3.07%	93%	104	16	152	152	11	6
Oakland	Gasow Veterinary Hospital	95%	95%	0.81%	95%	8	34	10	10	0	2
Wayne	Detroit Dog Rescue	90%	95%	-0.76%	96%	241	1	301	301	14	13
Oakland	Royal Oak Animal Shelter	93%	95%	NA	NA	122	60	215	215	3	10
Kent	Kelley's Heart-to-Heart Adoption Center	93%	94%	-4.16%	99%	218	1	218	218	4	13
Shiawassee	Shiawassee County Humane Society	94%	94%	3.46%	90%	426	28	476	476	0	30
Menominee	Menominee Animal Shelter	92%	93%	3.10%	90%	767	249	1121	1121	8	78
Lapeer	Paradise Animal Rescue	92%	93%	0.10%	93%	207	1	195	195	1	16
Muskegon	Faithful to Felines (West Mich. SPCA)	93%	93%	-1.68%	94%	432	2	581	581	0	35
Wayne	Grosse Pointe Animal Adoption Society	91%	92%	3.87%	88%	281	114	454	454	6	34
St. Clair	Blue Water Area Humane Society	91%	92%	2.51%	89%	307	23	375	375	2	29
Montcalm	Peke A Tzu Rescue	92%	92%	7.27%	85%	34	0	22	22	0	3
Alpena	Huron Humane Society Inc.	91%	91%	NA	NA	194	14	222	222	0	20
Kent	Kitty Koop Cat Rescue & Adoption	89%	89%	-5.76%	95%	42	0	42	42	0	5

2017 Michigan Shelters by Save and Live Release Rate

Source Information: Shelter Reports as filed with the Michigan Department Agriculture and Rural Development

County	Shelter			% Change	2016 Live Release Rate	Adopted	Return to Owner	Intake	Adjusted Intake	Transferred	Euthanized
		2017 Save Rate	2017 Live Release Rate								
Genesee	Humane Society of Genesee County	87%	87%	3.04%	84%	1613	72	1986	1986	11	246
Dickinson	Almost Home Animal Shelter-Dickinson Co	87%	87%	2.37%	84%	427	141	817	817	0	87
Calhoun	Humane Society of South Central Michigan	86%	86%	-4.27%	91%	229	0	269	269	0	36
Mackinac	Mackinac County Animal Shelter	83%	85%	-10.67%	95%	77	26	132	124	2	19
Kent	Crash's Landing (INCLS BIG SIDS)	79%	79%	-9.58%	89%	104	0	78	78	0	27
Lenawee	Addison Veterinary Clinic, PC	38%	79%	2.72%	76%	3	71	192	192	78	41
Wayne	Grosse Pointe Animal Clinic	74%	74%	-8.96%	83%	20	83	145	145	0	37
Alcona	Alcona Humane Society	57%	57%	-9.66%	67%	190	38	353	353	0	173
Macomb	Animal Care Hospital of Sterling Heights			NA	51%						
Oakland	Animal Welfare Society of SE Michigan			NA	100%						
Muskegon	Cat Tales Rescue			NA	97%						
Kalamazoo	Kalamazoo Animal Rescue Project			NA	98%						
Muskegon	Noah Project			NA	95%						
Wayne	Woodhaven & Trenton Animal Shelter			NA	92%						
TOTAL						81,930	18,374	132,957	128,869	12,645	15,335

* See Wyandotte Animal Adoption Center for Adoptions

Notes:

¹**Open/Managed Admission and Animal Control** = Accepting all strays even if full and accepting or making arrangements for owner surrenders when full, can be restricted to geography and managed intake.

²**Limited Admission** = Only accepting animals when space is available at the shelter or in foster homes, selecting animals for intake.

Adjusted Intake = Intake minus Owner Request Destroy where ORD numbers are included in intake.

Save Rate = (Adopted + Return to Owner) / (Adopted + Return to Owner + Transferred + Euthanized)

Live Release Rate = (Adopted + Return to Owner + Transferred) / (Adopted + Return to Owner + Transferred + Euthanized)