



2015 Michigan Shelters by Save and Live Release Rate

Source Information: Shelter Reports as filed with the Michigan Department of Agriculture and Rural Development

County	Shelter			2015 Save	2015 Live	Change	2014 Live	Adopted	Returned to Owner	Intake	Adjusted Intake	Transferred	Euthanized
				Rate	Release Rate		Release Rate						
Reporting Open/Managed Admission Shelters and Animal Control													
Lenawee	Tecumseh Police Department Animal Shelter	91.89%	100.00%	0.00%	100.00%	0	34	37	37	3	0		
Marquette	Ishpeming Township Animal Control	74.19%	100.00%	0.00%	100.00%	0	23	29	29	8	0		
Missaukee	Missaukee Humane Society	97.78%	100.00%	7.12%	92.88%	351	45	435	435	9	0		
Oakland	Huntington Woods Public Safety	77.78%	100.00%	0.00%	100.00%	0	7	9	9	2	0		
Wayne	City of Wayne Animal Shelter	38.32%	100.00%	0.52%	99.48%	0	64	167	167	103	0		
Wayne	Sumpter Township Animal Shelter	68.33%	100.00%	NA	NA	2	39	60	60	19	0		
Roscommon	Roscommon County Animal Shelter	99.79%	99.79%	-18.32%	118.11%	280	188	460	460	0	1		
Macomb	Sterling Heights Police Department	92.16%	99.25%	7.37%	91.88%	192	55	268	268	19	2		
Alger	Alger County Animal Shelter	96.91%	99.23%	-23.26%	122.49%	176	75	214	214	6	2		
Manistee	Manistee County Animal Shelter	36.29%	99.19%	5.81%	93.38%	0	45	124	124	78	1		
Delta	Delta Animal Shelter	95.08%	99.10%	1.77%	97.33%	711	236	1033	1033	40	9		
Antrim	Antrim County Pet and Animal Watch	99.09%	99.09%	14.04%	85.05%	323	3	429	429	0	3		
Macomb	City of Warren Animal Control	32.94%	98.82%	23.88%	74.95%	0	112	759	759	224	4		
Gogebic	Help Orphaned Pets Everywhere	97.29%	98.75%	-0.83%	99.58%	233	233	404	404	7	6		
Marquette	Upper Peninsula Animal Welfare Shelter, Inc.	98.26%	98.66%	-0.29%	98.95%	1017	228	1259	1259	5	17		
Wayne	Downriver Central Animal Control	33.86%	98.57%	20.99%	77.59%	0	474	1550	1550	906	20		
Chippewa	Chippewa County Animal Control Shelter	98.27%	98.50%	-1.29%	99.79%	717	134	890	885	2	13		
Oakland	Bloomfield Twp Animal Shelter	98.42%	98.42%	NA	NA	27	285	331	331	0	5		
Houghton	Copper Country Humane Society	97.94%	98.41%	-1.28%	99.69%	466	151	627	627	3	10		
Ontonagon	Ontonagon County Animal Protection, Inc.	96.00%	98.40%	-2.68%	101.08%	95	25	129	129	3	2		
Oakland	City of Madison Heights Animal Shelter	90.58%	98.19%	7.67%	90.52%	134	116	280	276	21	5		
Midland	Humane Society of Midland County	98.15%	98.15%	9.71%	88.44%	1974	254	2223	2223	0	42		
Otsego	Otsego County Animal Shelter	96.75%	98.07%	3.79%	94.28%	506	297	864	864	11	16		
Ottawa	Bestpals Animal Rescue Center	97.83%	97.83%	10.33%	87.50%	45	0	45	45	0	1		
Mecosta	Animal Rescue Coalition of Mecosta County	97.40%	97.61%	-2.39%	100.00%	309	140	474	474	1	11		
Grand Traverse	Cherryland Humane Society	84.28%	97.41%	5.86%	91.54%	515	5	582	582	81	16		
Kalkaska	Kalkaska County Animal Control Shelter	96.95%	96.95%	1.52%	95.43%	202	148	400	400	0	11		
St. Joseph	St. Joseph County Animal Control	89.87%	96.67%	9.55%	87.11%	542	132	550	550	51	25		
Van Buren	Al-Van Humane Society	93.81%	96.25%	5.88%	90.37%	451	49	557	557	13	20		
Wayne	Brownstown Township Animal Shelter	88.50%	96.04%	NA	NA	647	69	652	606	61	32		
Berrien	Humane Society of Southwestern Michigan	92.61%	96.04%	-1.74%	97.78%	336	15	362	362	13	15		
Benzie	Benzie County Animal Control	95.97%	95.97%	7.05%	88.92%	234	99	338	338	0	14		
Oceana	Oceana County Animal Shelter	95.13%	95.64%	6.63%	89.01%	282	89	443	400	2	17		
Barry	Barry County Animal Shelter	93.28%	95.61%	-16.94%	112.56%	773	949	1589	1589	43	81		
Emmet	Emmet County Stray Center	71.78%	95.02%	3.68%	91.34%	42	131	235	235	56	12		
Mackinac	Mackinac County Animal Shelter	94.84%	94.84%	NA	NA	91	56	141	134	0	8		
Clare	Clare County Animal Shelter	94.18%	94.63%	27.30%	67.34%	658	167	1081	986	4	47		
Washtenaw	Humane Society of Huron Valley	94.19%	94.21%	5.23%	88.98%	3915	718	4916	4916	1	285		
Wayne	Taylor Animal Shelter	94.15%	94.15%	-15.59%	109.73%	971	155	971	894	0	70		
Wexford	Wexford County Animal Shelter	93.67%	94.03%	2.10%	91.93%	401	117	552	552	2	33		
Clinton	Capital Area Humane Society	93.01%	93.99%	3.88%	90.11%	3643	85	4512	4512	39	241		
Wayne	Grosse Ile Animal Shelter	93.84%	93.84%	-7.16%	101.00%	97	40	131	131	0	9		


2015 Michigan Shelters by Save and Live Release Rate

Source Information: Shelter Reports as filed with the Michigan Department of Agriculture and Rural Development

County	Shelter			2015 Save Rate	2015 Live Release Rate	Change	2014 Live Release Rate	Adopted	Returned to Owner	Intake	Adjusted Intake	Transferred	Euthanized
Monroe	Monroe County Animal Control Shelter	83.90%	93.59%	15.72%	77.87%	421	168	698	698	68	45		
Calhoun	Calhoun County Animal Center, Inc.	78.86%	93.33%	13.17%	80.16%	934	379	1873	1873	241	111		
Schoolcraft	Eva Burrell Animal Shelter	83.63%	92.04%	19.59%	72.44%	161	28	226	226	19	18		
Clinton	Clinton County Animal Shelter	29.05%	91.79%	5.05%	86.74%	4	134	495	475	298	39		
Lapeer	Lapeer County Animal Control	91.69%	91.69%	25.78%	65.91%	830	185	1126	1126	0	92		
Osceola	Osceola County Animal Control	74.12%	90.81%	9.53%	81.27%	424	100	750	729	118	65		
Ionia	Ionia County Animal Shelter	80.64%	90.67%	3.61%	87.06%	714	194	1226	1155	113	105		
Ottawa	Harbor Humane Society	79.83%	90.46%	-3.70%	94.17%	1263	336	2131	2117	213	191		
Eaton	Eaton County Animal Control	54.96%	90.08%	0.62%	89.46%	45	171	508	395	138	39		
Gladwin	Gladwin County Animal Control	83.78%	90.07%	8.47%	81.60%	728	124	1117	1047	64	101		
Muskegon	Pound Buddies/Muskegon County Animal Control	68.98%	89.66%	11.52%	78.14%	1033	468	2190	2190	450	225		
Allegan	Allegan County Animal Shelter	74.66%	89.57%	-7.02%	96.59%	602	214	1124	1121	163	114		
Wayne	River Rouge Animal Shelter	84.81%	89.45%	NA	NA	99	102	569	564	11	25		
Oakland	City of Oak Park Pound	32.40%	88.83%	-11.17%	100.00%	0	58	159	159	101	20		
Tuscola	Tuscola County Animal Control Shelter	58.45%	88.54%	NA	NA	121	83	379	356	105	40		
Kent	Humane Society of West Michigan	87.10%	88.33%	2.78%	85.55%	2932	60	3498	3498	42	401		
Isabella	Isabella County Animal Control	74.73%	87.83%	-1.26%	89.09%	810	228	1477	1389	182	169		
Wayne	Dearborn Animal Shelter	84.00%	86.71%	5.88%	80.83%	1643	221	2265	2210	60	295		
Oakland	Hazel Park Dog Pound	28.57%	86.53%	-12.01%	98.54%	0	70	309	309	142	33		
Oakland	Oakland County AC & Pet Adoption Center	82.53%	86.51%	8.87%	77.64%	2054	790	4059	3507	137	465		
Macomb	Macomb County Animal Control	83.70%	86.34%	9.48%	76.85%	1081	567	2395	2395	52	269		
Genesee	Genesee County Animal Control	63.63%	86.22%	19.73%	66.49%	1240	256	2879	2649	531	324		
Livingston	Livingston County Animal Control	84.29%	86.14%	NA	NA	956	230	1522	1378	26	195		
Mason	Mason County Animal Shelter	84.20%	84.20%	11.44%	72.76%	305	100	705	488	0	76		
Saginaw	Saginaw County Animal Care Center	73.03%	84.09%	18.37%	65.72%	654	264	2387	2387	139	200		
Cheboygan	Cheboygan County Humane Society	64.61%	82.18%	16.34%	65.84%	363	130	1089	1089	134	136		
Sanilac	Sanilac County Animal Control	49.44%	80.90%	NA	NA	53	35	205	178	56	34		
Antrim	Antrim County Animal Control	78.20%	78.20%	NA	NA	264	127	476	476	0	109		
Montcalm	Montcalm County Animal Control Shelter	54.68%	77.47%	23.49%	53.98%	533	98	1199	1154	263	260		
Iosco	Iosco County Animal Shelter	67.50%	76.38%	12.54%	63.84%	436	104	537	537	71	189		
Iron	Northwoods Animal Shelter	79.86%	76.38%	9.42%	70.44%	152	70	296	296	0	56		
Newaygo	Newaygo County Animal Shelter	23.55%	75.83%	6.93%	68.90%	63	51	457	431	253	117		
Van Buren	Van Buren County Animal Control	33.39%	75.59%	2.09%	73.50%	13	199	536	516	268	155		
Jackson	Jackson County Animal Shelter	45.26%	75.07%	18.01%	57.07%	604	313	2414	2045	604	505		
Ingham	Ingham County Animal Control	65.72%	72.70%	9.75%	62.95%	1317	481	2912	2863	191	747		
Arenac	Arenac County Animal Control	39.80%	70.20%	27.92%	42.27%	131	72	532	532	155	152		
Oakld & Wayne	Michigan Humane Society	60.18%	67.70%	17.94%	49.76%	8603	719	15490	15490	1164	5004		
Kalamazoo	Kalamazoo County Animal Services & Enforcement	50.67%	65.76%	9.41%	56.35%	608	527	2240	2240	338	767		
Gratiot	Gratiot County Animal Control	57.50%	64.49%	4.56%	59.93%	403	107	1038	896	62	315		
Bay	Bay County Animal Control	54.35%	62.51%	10.32%	52.19%	778	315	2389	2034	164	754		
Berrien	Berrien County Animal Control	55.89%	55.89%	-0.93%	56.82%	517	404	2562	1578	0	727		
St. Clair	St. Clair County Sheriff's Animal Control	49.01%	50.31%	17.69%	32.62%	663	349	2367	2367	27	1026		
Wayne	Michigan Anti-Cruelty Society	49.66%	49.66%	7.87%	41.79%	2549	70	5511	5511	0	2655		


2015 Michigan Shelters by Save and Live Release Rate

Source Information: Shelter Reports as filed with the Michigan Department of Agriculture and Rural Development

County	Shelter			Change	2014 Live Release Rate	Adopted	Returned to Owner	Intake	Adjusted Intake	Transferred	Euthanized
		2015 Save Rate	2015 Live Release Rate								
Wayne	City of Romulus Animal Shelter	48.89%	49.60%	0.77%	48.83%	359	255	1445	1256	9	633
Lake	Lake County Animal Control	43.25%	43.25%	10.36%	32.89%	73	84	404	404	0	206
Kent	Kent County Animal Shelter	32.39%	42.80%	2.91%	39.89%	1079	644	5364	4711	554	3043
Cass	Cass County Animal Control	34.04%	34.11%	3.42%	30.69%	307	175	1631	1417	1	933
Wayne	Detroit Animal Control	20.88%	27.84%	10.07%	17.77%	141	513	3257	3257	218	2260
Reporting Limited Admission Shelters											
Hillsdale	Greater Hillsdale Humane Society	76.04%	100.00%	NA	NA	232	6	313	313	75	0
Oakland	Animal Welfare Society of Southeastern Michigan	100.00%	100.00%	NA	NA	679	0	679	679	0	0
Ottawa	Shelby's Place	100.00%	100.00%	58.82%	41.18%	48	0	43	43	0	0
Calhoun	Irwin Ave Animal Hospital	56.41%	100.00%	47.17%	52.83%	0	22	39	39	17	0
Sanilac	Sanilac County Humane Society	98.22%	100.00%	15.19%	84.81%	233	43	390	390	5	0
Oakland	Gasow Veterinary Hospital	100.00%	100.00%	9.38%	90.63%	7	38	45	45	0	0
Kent	Cascade Hospital for Animals	100.00%	100.00%	7.32%	92.68%	7	0	7	7	0	0
Charlevoix	Charlevoix County Humane Society, Inc.	96.31%	100.00%	3.70%	96.30%	261	130	474	474	15	0
Saginaw	Pet Angel Adoption & Rescue Inc.	100.00%	100.00%	0.00%	100.00%	107	0	122	122	0	0
Antrim	With a Little Help From My Friends Inc.	100.00%	100.00%	-12.28%	112.28%	51	0	52	52	0	0
Oakland	Almost Home Animal Rescue League	94.87%	99.83%	-13.11%	112.94%	473	82	512	512	29	1
Genesee	Adopt-A-Pet, Inc.	99.77%	99.77%	-0.85%	100.62%	1276	2	1243	1243	0	3
Emmet	Little Traverse Bay Humane Society	99.47%	99.73%	3.02%	96.71%	739	11	726	726	2	2
Oakland	K-9 Stray Rescue League Inc.	98.47%	99.49%	-0.70%	100.19%	773	0	750	750	8	4
Newaygo	McCloud's Lake Haven	99.18%	99.41%	1.15%	98.26%	844	0	869	869	2	5
Kent	Carol's Ferals	99.11%	99.34%	-1.05%	100.38%	198	697	903	903	2	6
Wayne	Wyandotte Animal Adoption Center	99.20%	99.20%	7.49%	91.71%	863	5	906	906	0	7
Washtenaw	Ann Arbor Cat Clinic	99.10%	99.10%	-0.90%	100.00%	108	2	112	112	0	1
Monroe	Humane Society of Monroe County	95.82%	98.90%	9.39%	89.51%	435	1	544	544	14	5
Macomb	Serenity Animal Hospital, P.C.	97.16%	98.86%	NA	NA	342	0	346	346	6	4
Oakland	New Beginnings Animal Rescue	98.61%	98.61%	-1.39%	100.00%	213	0	220	220	0	3
Kalamazoo	Kalamazoo Animal Rescue Project	98.38%	98.54%	7.94%	90.60%	605	1	631	631	1	9
Eaton	Eaton County Humane Society	98.48%	98.48%	-5.02%	103.51%	193	2	183	183	0	3
Branch	Humane Society of Branch County	94.08%	98.42%	-11.82%	110.24%	471	6	435	435	22	8
Jackson	Cascades Humane Society, Inc.	98.40%	98.40%	1.40%	97.00%	966	16	1032	1032	0	16
Kent	Kelley's Heart-to-Heart Adoption Center	95.93%	97.78%	NA	NA	259	0	259	259	5	6
Manistee	Manistee County H.S. /Homeward Bound Animal Shelter	97.74%	97.74%	-6.45%	104.20%	301	2	298	298	0	7
Lenawee	Lenawee Humane Society	96.53%	97.04%	7.76%	89.29%	677	74	796	796	4	23
Wayne	Flat Rock Animal Shelter	95.95%	96.62%	-0.62%	97.24%	106	36	149	149	1	5
Wayne	Detroit Dog Rescue	93.75%	95.83%	NA	NA	135	0	184	184	3	6
Wayne	Shelter to Home Pet Adoption Center	95.80%	95.80%	-2.85%	98.65%	342	0	353	353	0	15
Kent	Vicky's Pet Connection	93.84%	95.80%	-8.38%	104.18%	335	0	366	366	7	15
Montmorency	Elk Country Animal Shelter	84.18%	95.62%	-27.55%	123.18%	192	58	251	251	34	13

2015 Michigan Shelters by Save and Live Release Rate

Source Information: Shelter Reports as filed with the Michigan Department of Agriculture and Rural Development

County	Shelter			2015 Save Rate	2015 Live Release Rate	Change	2014 Live Release Rate	Adopted	Returned to Owner	Intake	Adjusted Intake	Transferred	Euthanized	
Muskegon	Humane Society & Animal Rescue of Muskegon County	94.07%	95.56%	-17.89%	113.44%	254	0	268	268	4	12			
Huron	Thumb Animal Shelter	92.42%	95.08%	-1.63%	96.70%	188	56	272	264	7	13			
Livingston	Humane Society of Livingston County	94.74%	94.74%	-0.33%	95.07%	922	32	921	921	0	53			
Lapeer	Paradise Animal Rescue	94.00%	94.67%	NA	NA	137	4	169	169	1	8			
Ogemaw	Ogemaw County Humane Society	92.31%	93.96%	NA	NA	130	38	291	291	3	11			
Washtenaw	Happy Hearts Feline	93.33%	93.33%	-5.17%	98.50%	69	1	97	97	0	5			
Calhoun	Humane Society of South Central Michigan	88.84%	92.27%	8.45%	83.83%	203	4	361	262	8	18			
Muskegon	Faithful to Felines	90.97%	90.97%	-9.03%	100.00%	393	0	348	348	0	39			
Shiawassee	Shiawassee County Humane Society	90.94%	90.94%	1.15%	89.80%	442	40	492	492	0	48			
Oakland	Greenfield Animal Hospital	50.00%	90.00%	NA	NA	2	8	18	18	8	2			
Oakland	Michigan Animal Rescue League	87.56%	87.72%	4.92%	82.80%	529	13	631	631	1	76			
Kent	Crash's Landing	86.18%	86.18%	-16.92%	103.10%	106	0	109	109	0	17			
Newaygo	Bellwether Harbor	81.67%	83.33%	-31.21%	114.55%	42	7	58	58	1	10			
Alcona	Alcona Humane Society	82.74%	82.74%	11.12%	71.62%	192	62	366	366	0	53			
Dickinson	Almost Home Animal Shelter-Dickinson County	82.56%	82.56%	5.86%	76.71%	508	188	848	848	0	147			
Genesee	Humane Society of Genesee County	80.81%	80.81%	3.80%	77.01%	1558	80	2104	2104	0	389			
St. Clair	Blue Water Area Humane Society	79.38%	79.82%	1.74%	78.08%	341	17	386	386	2	91			
Lenawee	Addison Veterinary Clinic, PC	45.69%	77.66%	19.50%	58.17%	18	72	198	198	63	44			
Macomb	Humane Society of Macomb	72.48%	72.78%	37.97%	34.81%	403	71	674	674	2	178			
Montcalm	Peke A Tzu Rescue	70.00%	70.00%	-53.81%	123.81%	21	0	39	39	0	9			
Muskegon	Golden Years Alaskan Malamute Rescue, Inc	50.00%	50.00%	NA	NA	2	0	5	5	0	2			
Macomb	Animal Care Hospital of Sterling Heights	43.04%	43.04%	8.32%	34.72%	100	33	317	308	0	176			
Wayne	Grosse Pointe Animal Clinic	38.81%	41.79%	-23.47%	65.26%	26	0	140	140	2	39			
Muskegon	Pearsons Howling Timbers	0.00%	0.00%	NA	NA	0	0	6	6	0	4			
Reporting Rescue Organizations/Sanctuary/Others														
Mecosta	AuCaDo Rescue Mid Michigan	100.00%	100.00%	NA	NA	306	0	330	330	0	0			
Wayne	Friends of Michigan Animals Rescue	99.44%	99.72%	NA	NA	348	7	348	348	1	1			
Muskegon	Cat Tales Rescue	95.83%	95.83%	-4.17%	100.00%	115	0	115	115	0	5			
Ionia	Mackenzie's Animal Sanctuary	90.91%	90.91%	NA	NA	60	0	45	45	0	6			
Kent	Kitty Koop Cat Rescue & Adoption	90.32%	90.32%	13.24%	77.08%	28	0	41	41	0	3			
Wayne	Grosse Pointe Animal Adoption Society	89.53%	89.73%	5.87%	83.86%	352	84	487	487	1	50			
Ingham	Nine Lives Blood Services	42.86%	85.71%	NA	NA	6	0	35	35	6	2			
Kent	Big Sids Sanctuary	59.38%	59.38%	-6.14%	65.52%	38	0	27	27	0	26			
								Totals	80731	19710	146308	141216	10143	27250
Non-Reporting Shelters														
Alpena	Huron Humane Society Inc.	NA	NA	NA	109.97%	0	0	0	0	0	0			
Branch	Branch County Animal Control	NA	NA	NA	NA	0	0	0	0	0	0			
Calhoun	Companion Cats Inc.	NA	NA	NA	75.89%	0	0	0	0	0	0			

